

ConfigMgr – File and Folder Naming Convention

netECM a comprehensive framework for ConfigMgr consisting of add-ons, best practice documents and service!



























Our concept is based on two shares:

- **Development Share:** On this share the package engineers are working. There are all documentations, source files and produced package.
- **Deployment Share:** When an application is checked in to SCCM the produced package is copied without the documentation to the deployment share. The package engineers have no or only read access to this share. This means if an application is registered in SCCM and perhaps deployed we don't modify the application, because this could end in an inconsistent environment. In case of a problem in the application package we create a new package version and update all clients to the new version if needed.

This concept also allows us to have different roles:

- **SCCM Administrator:** Is responsible for registering and deploying (Also pilot deployments) the application to devices.
- **Package Engineer:** Is creating Packages from Source Binaries, testing and documenting them on the development share.

Deployment Share

 Deploy_<SiteCode>	Main Folder for the deployment share. The share name should be \\<servername>\Deploy_<sitecode>
 Application	This folder contains the sources of all ConfigMgr applications.
 <Manufacturer>	For each Manufacturer is on directory generated. For applications which have no manufacturer a folder "Others" could be created.
 <Manufacturer>_<Product>_<Version>_<PackageVersion>	For each application, version and package version should be created. netECM:APP can create this folder structure for you.
 <P/V>_<Language>_<Architecture>	For each deployment type one folder is generated. The default deployment types could mostly distinguished by the Type(Virtual/Physical), Language or Architecture.
 <ConfigurationName>_<P/V>_<Language>_<Architecture>	If there are other deployment types like business unit they could be solved with a configuration name value.
 Driver	Contains all driver related files
 Package	Under this folder is for every driver package in SCCM one folder generated.
 <HardwareManufacturer>_<HardwareModel>_<WinVersion>_<Architecture>_<PackageVersion>	The content of these folders are managed by SCCM. WinVersion could be Win7, Win8, Win81, Win10...
 Source	Contains all driver sources. From this location they are imported into the driver library.
 <Category>	As Category we defined these: LAN, WWAN, WLAN, CHIPSET, DISPLAY, CAMERA, SOL, GRAPHIC, RAID, AUDIO, MEI, FIRMWARE, OTHERS All drivers which doesn't match one specify category are saved in the OTHERS category.
 <DeviceManufacturer>_<DeviceName>_<Version>_<Language>_<Architecture>	For each device there is one folder created which contains all the files. In case of a motherboard there are multiple inf files in the folder otherwise we recommend to have only one driver in a folder.
 OS	Contains operating system files
 WinPE	
 Custom_<Version>_<Architecture>_<PackageVersion>.wim	The Name has only to be specified if it is needed and you use multiple Boot Images.
 Image	Contains the wim files
 <OS><Edition>_<Version>_<Configuration>_<Language>_<Architecture>_<PackageVersion>.wim	
 Source_<OS><Edition>_<Version>_<Configuration>_<Language>_<Architecture>_<PackageVersion>.wim	These files are the original install wim files from the source DVD.
 Source	Contains the source files of the operating systems.
 <WindowsVersion>_<Version>_<Language>_<Architecture>	For each operating system edition and version there is on folder.
 SoftwarePackage	Contains traditional SCCM software packages
 <Category>	As Category we defined these: BIOS, Configuration, Tools, Scripts
 <Manufacturer>_<Name>_<Version >_<Language>_<Architecture >_<PackageVersion >	For each package and package version there is on folder. If the script doesn't have a manufacturer, you could use "Customer" as manufacturer.
 SoftwareUpdate	Contains software update files
 Package	
 <Year>-<S1/S2>	Contains a folder for each SCCM update package. We recommend to create a folder for each half year or year. The content is managed by SCCM.
 EndpointProtection	Contains Endpoint Protection related updates.
 Source	This folder is only needed if you create your own Windows Updates with SCUP(System Center Update Publisher). If you have to deploy MSU files you can migrate them to EXE with netECM:MsuToExe.
 <Manufacturer>	For each Manufacturer a Folder is created.
 <Manufacturer>_<Product>_<Version>_<Language>_<Architecture>_<PackageVersion>	Each update package get it's own directory.